











Cataract Surgery Post-Operative Eye Drop Schedule

1 st Week		Day 1	Day 2	Day 3	Day 4	Day 5	Day 6	Day 7
1 x a Day	 Prolensa	○	○	○	○	○	○	○
4 x a Day	 Durezol	○ ○ ○ ○	○ ○ ○ ○	○ ○ ○ ○	○ ○ ○ ○	○ ○ ○ ○	○ ○ ○ ○	○ ○ ○ ○
3 x a Day	 Besivance	○ ○ ○	○ ○ ○	○ ○ ○	○ ○ ○	○ ○ ○	○ ○ ○	○ ○ ○

2 nd Week		Day 8	Day 9	Day 10	Day 11	Day 12	Day 13	Day 14
1 x a Day	 Prolensa	○	○	○	○	○	○	○
2 x a Day	 Durezol	○ ○	○ ○	○ ○	○ ○	○ ○	○ ○	○ ○

3 rd Week		Day 15	Day 16	Day 17	Day 18	Day 19	Day 20	Day 21
1 x a Day	 Prolensa	○	○	○	○	○	○	○
2 x a Day	 Durezol	○ ○	○ ○	○ ○	○ ○	○ ○	○ ○	○ ○

4 th Week		Day 22	Day 23	Day 24	Day 25	Day 26	Day 27	Day 28
1 x a Day	 Prolensa	○	○	○	○	○	○	○
2 x a Day	 Durezol	○ ○	○ ○	○ ○	○ ○	○ ○	○ ○	○ ○

 SYSTANE / RETAINE	Use as much or as little as you need for comfort from irritation.
--	---

Please call our office if you experience sudden vision loss or pain.




6624 Fannin, Suite 2105 • Houston, TX 77030 • 713-791-9494




- ◆ Wait 3-5 minutes in between each eye drop
- ◆ You may sleep on your operated side. Wear your protective shield for the first week when you nap and sleep.
- ◆ Do not rub your operated eye.
- ◆ You may resume most of your NORMAL activities.
- ◆ Bending is ok.
- ◆ Limit any activity which causes excessive strain or repeated jarring for one week.
- ◆ You may wash your face and hair. Be careful not to get shampoo in your operated eye.
- ◆ No swimming for 4 weeks.
- ◆ Wear your dark plastic glasses as desired. They offer good protection and decrease glare.

Please call our office at 713-791-9494 if you experience sudden vision loss or pain.

Cataract Pre-Operative Instructions

If you are currently on blood thinners or aspirin please
DO NOT discontinue prior to surgery.

		3 DAYS PRIOR TO SURGERY					
		DAY 1		DAY 2		DAY 3	
1 x a Day	 Prolensa (GREY CAP)	○ am		○ am		○ am	
2 x a Day	 Durezol (PINK CAP)	○ am	○ pm	○ am	○ pm	○ am	○ pm
3 x a Day	 Besivance (BEIGE CAP)	○ am	○ noon	○ pm	○ am	○ noon	○ pm

MORNING OF SURGERY	
 Prolensa (GREY CAP)	○ am
 Durezol (PINK CAP)	○ am
 Besivance (BEIGE CAP)	○ am

- ◆ Wait 3-5 minutes in between each eye drop.
- ◆ Save these medications. You will need them after the surgery.
- ◆ **DO NOT EAT OR DRINK ANYTHING AFTER MIDNIGHT THE DAY BEFORE SURGERY, THIS INCLUDES GUM, CANDY, COUGH DROPS OR ICE CHIPS.**
- ◆ Take all heart and/or blood pressure medications that you would normally take on the morning of surgery with a small sip of water.
- ◆ Wear comfortable clothes (short sleeves and front buttons if possible.)
- ◆ **BRING YOUR PICTURE ID AND INSURANCE CARDS ON THE DAY OF SURGERY.**
- ◆ You are REQUIRED to return to our office the day after surgery.

Day of Surgery Pre-op Instructions

- **Nothing to eat or drink after midnight (the night prior to surgery) this includes:**
 - **GUM, CANDY, COUGH DROPS, MINTS OR ICE CHIPS**
- **Take blood pressure, heart medications, asthma, anti-depressants, or pain meds, if tolerated on an empty stomach, with MINIMAL WATER prior to arrival at the surgery center.**
- **A responsible adult over the age of 18 must come, stay and be available to drive the patient home after the procedure. FYI: the surgery center is cold, consider bringing a sweater/jacket.**
- **Leave all jewelry and valuables at home and bring a case for your glasses.**
- **Please wear comfortable non-binding clothes, button up shirt is recommended; you can leave all clothing on for the procedure. If wearing long sleeves, the shirt must be thin enough to take blood pressure through it or could pull sleeve up.**
- **Insulin Pump patients- please eat a good late night (prior to midnight) snack.**
- **DO NOT WEAR MAKE-UP**
- **Use preservative free (has fewer additives) Artificial Tears after surgery**
- **Please bring insurance card and picture ID the day of surgery.**